

Oman Visa and Medical Center (OVMC)

Process for Candidates

Step 1 - Obtain the work permit and access the OVMC portal

After obtaining the approved MoL work permit through the Ministry of Labour/Sanad office, visit the OVMC portal: <https://ovmc.omanpost.om/>

Step 2 - Confirm OVMC requirement

Candidates must complete a medical fitness test at OVMC Manila before traveling to Oman.

بريد عُمان
OMAN POST

Welcome to OVMC

Welcome to our website!

We are delighted to have you here. Our platform is designed to provide you with the best experience, offering valuable resources, services, and information tailored to your needs. Explore, learn, and connect with us to make the most of what we offer. We are here to support you.

Whether you are looking for guidance, solutions, or inspiration, our team is committed to assisting you every step of the way. Thank you for visiting, and we hope you enjoy your journey with us.

Don't have an account?

[REGISTER HERE](#)

[CONTACT US](#)

Sponsors Login

Please log in to continue.

Phone No / Username
Phone No / Username

Sponsors verified Phone Number

Password
Password

If you forgot Password, use Forgot Password!

Verify Otp
Enter OTP

One Time Password

[SEND OTP](#)

[FORGOT PASSWORD?](#)

[LOGIN](#)

Step 3 - Register sponsor details (one-time)

To initiate OVMC requests for shortlisted candidates, register on the portal using the sponsor details.

Sponsor Registration

Please register to access OVMC portal.

[LOGIN](#)

Sponsor Name
XXXXXXX

Sponsor name or Company Name
CR / National ID Number
11111111

CR / National ID

Sponsor Type
Company

Sponsor type

Sponsors City
Muscat

Sponsor City

Sponsor Phone No
12345678

[RESEND 33S](#)

Sponsor Phone No

Sponsor Email
TEST@YEMAIL.COM

Sponsor Email Optional
Password

At least 8 characters including upper, lower, numbers and special chars (!@#%*&*)

Confirm Password

Must be match with your Password.

I agree to the terms and conditions of registration


Verify Otp
020987

[REGISTER](#)

[RESET](#)

Step 4 - Login and initiate an OVMC request

Login using the phone number (username) and password, then validate the OTP


?

Welcome to OVMC

Welcome to our website!

We are delighted to have you here. Our platform is designed to provide you with the best experience, offering valuable resources, services, and information tailored to your needs. Explore, learn, and connect with us to make the most of what we offer. **We are here to support you.**

Whether you are looking for guidance, solutions, or inspiration, our team is committed to assisting you every step of the way. Thank you for visiting, and we hope you enjoy your journey with us.

Don't have an account?

[REGISTER HERE](#)

[CONTACT US](#)

Sponsors Login

Please log in to continue.

Phone No / Username
12345678

Sponsors verified Phone Number

Password

If you forgot Password, use Forgot Password!

Verify Otp
020987

RESEND 52S

One Time Password

[FORGOT PASSWORD?](#) [LOGIN](#)

Step 5 - Enter candidate details

Complete the candidate's information in the form

Request Details

Request Information

MOL Work Permit No 11111111 Ministry of Labour Permit Number	Given Name ABDUL Give Name as per Passport	Date of Birth 01/01/1985 dd/MM/yyyy
Country Philippines Candidates Country from where he/she travel	Surname ABDUL Candidates Surname / Lastname	Gender Male
City Manila Candidates City from where he/she travel	Passport Expiry Date 02/01/2027	Gender Optional Married
Visa Type Work Visa Candidates Visa Type	Passport Issue Place Manila, Philippines	Marital status Email Address ABDUL@YEMAIL.COM
Passport Number YZ11111 Passport number	Passport Issue Date 01/01/2025 Passport issue date	Email address Phone Number 123456 Phone number

I agree to the terms and conditions

[PROCEED](#) [RESET](#)

Step 6 - Review and edit (if required)

View and edit the saved form if needed before proceeding to payment.

Request Details

Request Information

MOL Work Permit No 11111111 Ministry of Labour Permit Number	Given Name ABDUL Give Name as per Passport	Date of Birth 01/01/1985 dd/MM/yyyy
Country Philippines Candidates Country from where he/she travel	Surname ABDUL Candidates Surname / Lastname	Gender Male
City Manila Candidates City from where he/she travel	Passport Expiry Date 02/01/2027	Gender Optional Married
Visa Type Work Visa Candidates Visa Type	Passport Issue Place Manila, Philippines	Marital status Email Address ABDUL@YEMAIL.COM
Passport Number YZ11111 Passport number	Passport Issue Date 01/01/2025 Passport issue date	Email address Phone Number 123456 Phone number

I agree to the terms and conditions

[PROCEED](#) [RESET](#)

Review Or Confirm

Review Or Confirm Submission

[REVIEW](#) [CONFIRM](#)

Step 7 - Make online payment and generate Unique Reference Number (URN)

Make online payment through the portal and receive the URN.

Order No.
OVMC1775460727100

Amount Payable
OMR 25.000

Choose a Payment Method


Pay by Card

Card Number

Please enter valid card number.


Expiry Date

CVV

OMR 25.000

[Make Payment](#) [Cancel](#)

 **PAYMENT STATUS : SUCCESS**

ORDER NUMBER	
ORDER ID	OVMC1775460727100
TRACKING ID	407000749594
CURRENCY	OMR
AMOUNT	25.000
STATUS	SUCCESS
BANK STATUS	
BANK MESSAGE	APPROVED
PAYMENT DATE	06/04/2026 11:32 AM


Step 8 - Proceed to appointment booking

Initiate the appointment booking process

Step 9 - Book the candidate's appointment

Book the appointment using the candidate's URN and passport number.

Effective from Monday, 24th March - Oman visa centers will no longer accept cash payments . Only digital payments such as cards and QR co


 How To Book | Book Appointment | Manage Appointment | India - English

Track Application

Applicant Details

Your Booking Appointment is for? *

Individual

Passport Number *
Q1111

Unique Reference Number *
748927AA29814B6D96DDC3140F2E027

Enter Captcha *
Q Y S I

Submit

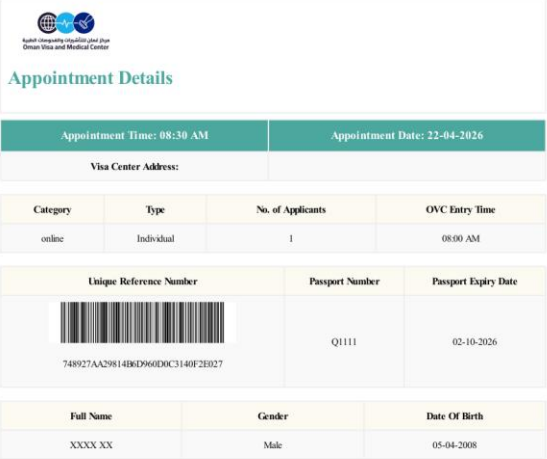
1 — 2 — 3

Applicant Details
 Applicant Name:
 No. of Applicants:0

Appointment Details
 Appointment Date:
 Appointment Time:

The appointment is created successfully.


<https://vfs-om-uat-ovc-osys.s3.eu-west-1.amazonaws.com/applicants/748927AA29814B6D96DDC3140F2E027/appointments/0b7c0f0b-1726-42d4-9c3d-7912d252cf29/v1.pdf?X-Amz-Ex...>



Appointment Details

Appointment Time: 08:30 AM	Appointment Date: 22-04-2026
Visa Center Address:	

Category	Type	No. of Applicants	OVC Entry Time
online	Individual	1	08:00 AM

Unique Reference Number	Passport Number	Passport Expiry Date
 748927AA29814B6D96DDC3140F2E027	Q1111	02-10-2026

Full Name	Gender	Date Of Birth
XXXX XX	Male	05-04-2008

Required Documents to bring at the OVC:

- Original passport.
 - Passport should be valid for at least six months.
 - Passport must not contain any restriction on travel and authorizes its holder to return to the issuing country.
 - Passport must contain at least two blank pages facing one another.

Step 10 - Center visits

Candidate visits and completes the medical fitness test at OVMC Manila.

Step 11 - Medical fitness test certificate

Once the medical fitness test is completed a certificate is issued and mailed.